



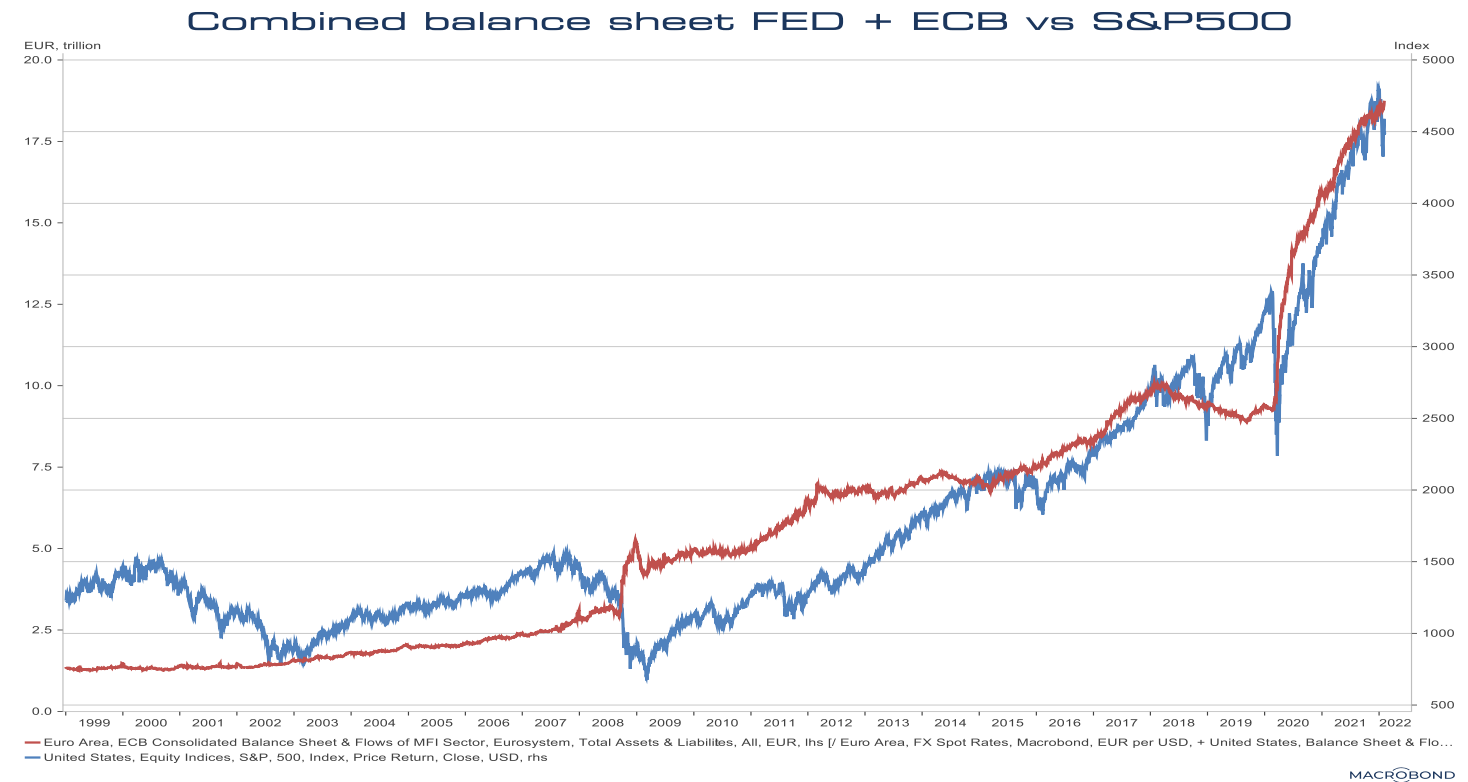
ORIGO
CONSULTING

Active Risk Allocation

February 2022

Central bank watch

What else to watch?



Active Risk Allocation

Status



Status

Reversal of 13 years global monetary policy

Investors to balance TAA
and SAA horizon

Stocks short-term oversold
– but fundamentals are
changing

□ Stocks – neutral

- Rotation; Regional/sectorial/capital size - pro-cyclical “laggard rotation”
- Preference to low vol factor

□ Bonds – underweight (if possible no exposure)

- Regional overweight Europe vs US. Duration underweight

□ Macroeconomics

- Central bank tapering & inflation 37y high and *still* surprising expectations
- Supply disruptions (food, energy, transport, semi-conductors)
- Biden stimulus package(s) .. IMF cut global growth
- Geopolitical risk on Russia
- CoVID-19 end game and effect

□ Indicators

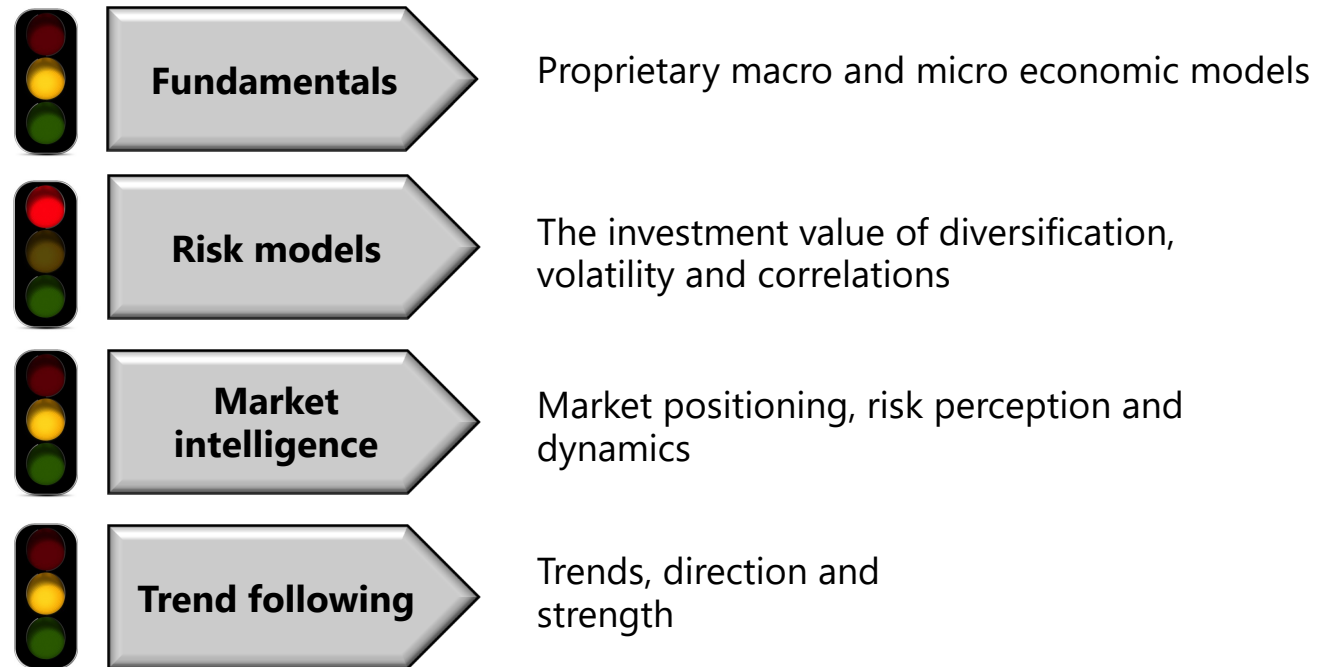
- OPRA: Neutral / Weakening (risk gauge for balance risk/risk free)
- OMRI: Negative / Peak'ish (model volatility gauge)



Investment
process

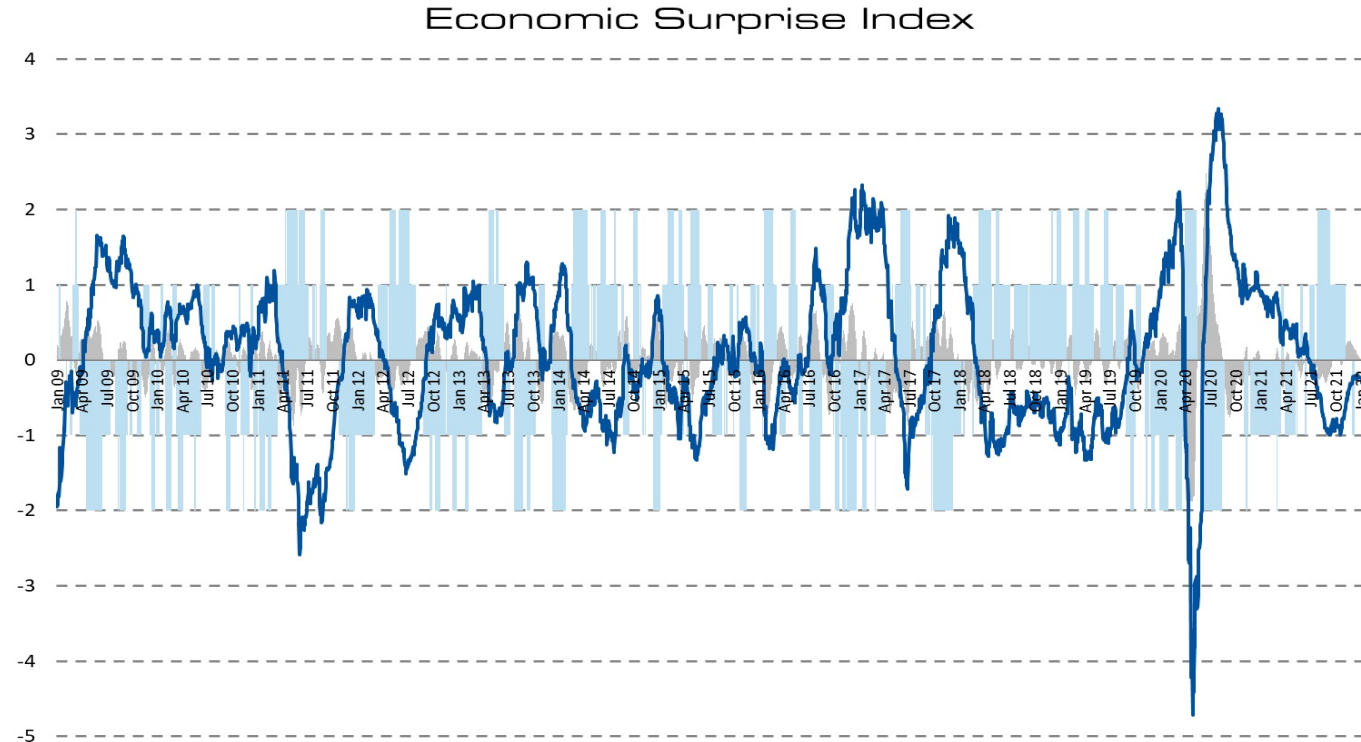
Indicators

Highly sophisticated models
analysing about 150 indicators



Fundamentals

- ☐ **Macroeconomic models**
- ☐ Volatility and risk budgeting
- ☐ Market intelligence
- ☐ Technicals and trend following

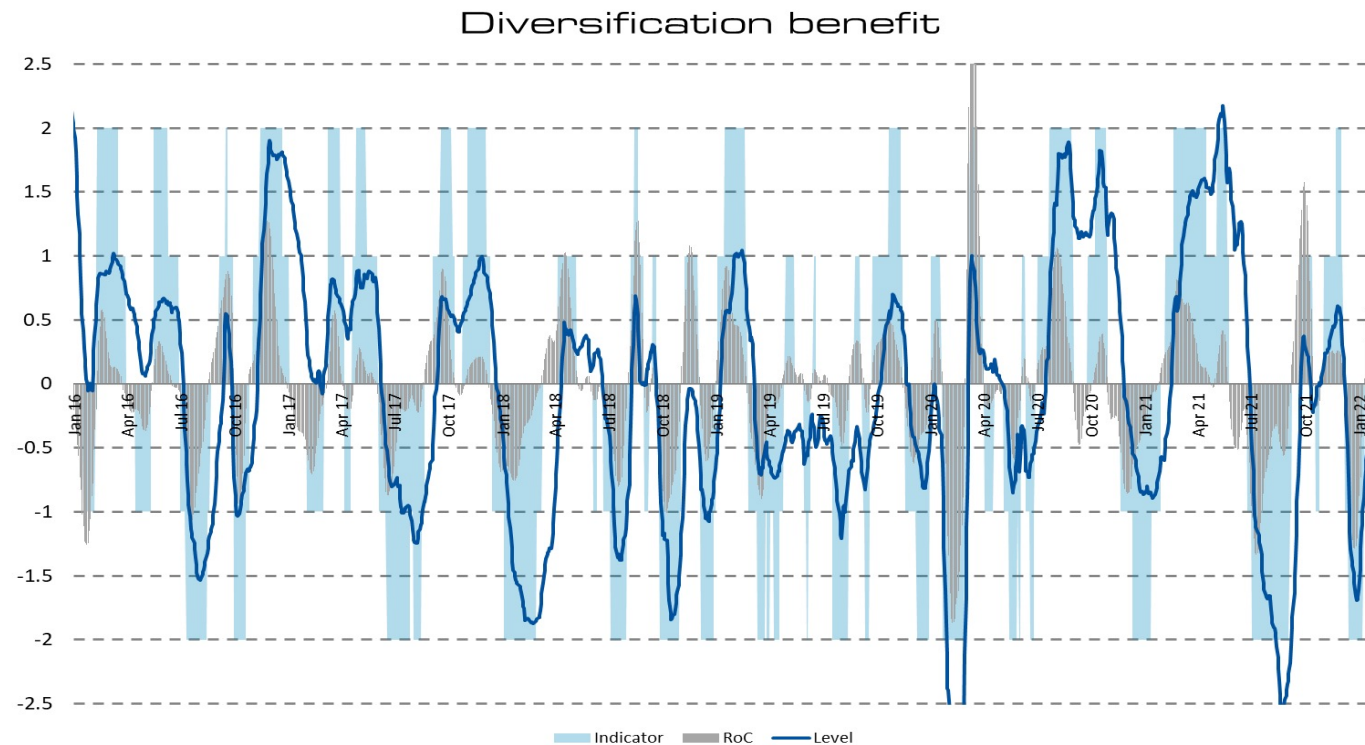


Real activity level is high but moderating from an above trend level.
Analysts' being overly too optimistic, are behind the curve on reducing expectations.

The ESI (above centre) is a powerful indicator of coming stress.

Volatility and Risk budgeting

- ☐ Macroeconomic models
- ☒ **Volatility and risk budgeting**
- ☐ Market intelligence
- ☐ Technicals and trend following

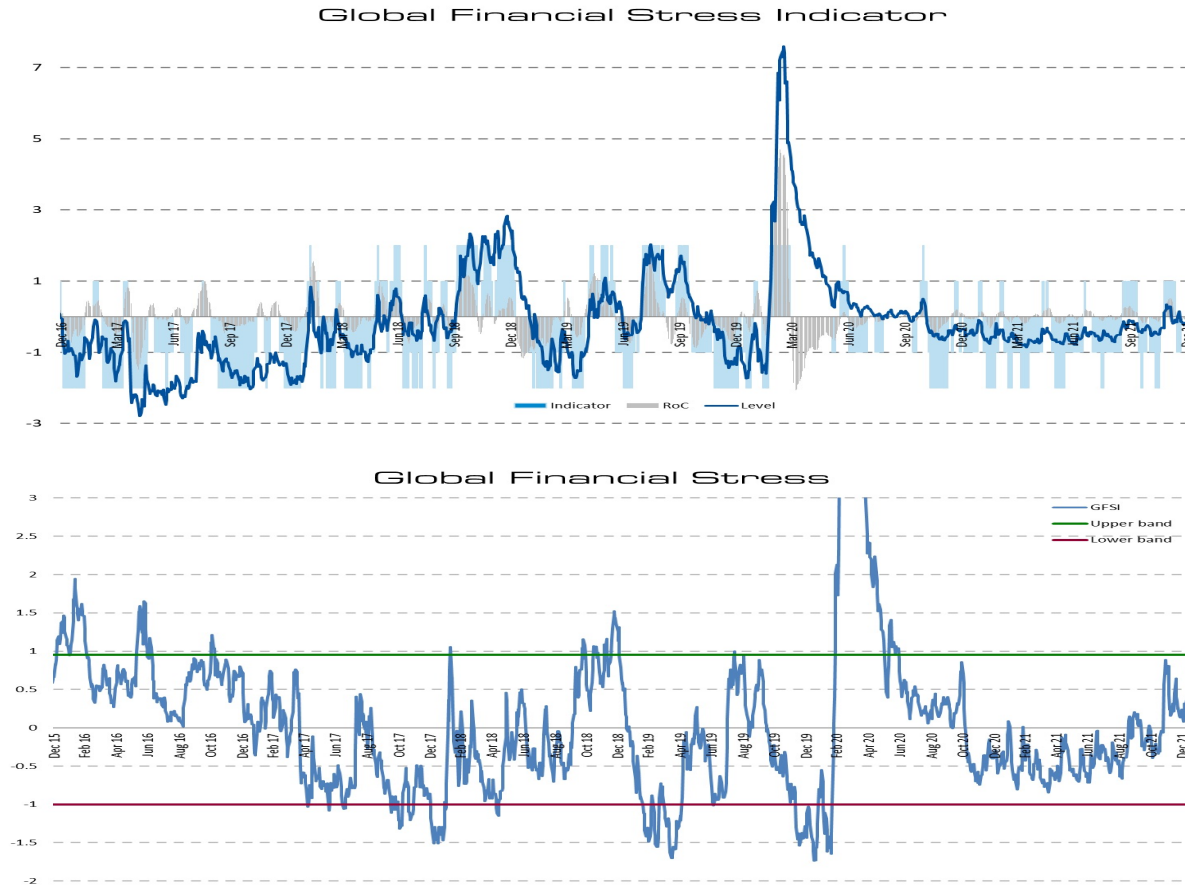


Diversification benefits are not existing and has become extremely volatile. In our experience an indication of a possible regime change.

When the diversification risk is increasing, there is not much to be gained from diversifying. Cash should then be meaningfully increased.

Market intelligence

- ☐ Macroeconomic models
- ☐ Volatility and risk budgeting
- ☐ **Market intelligence**
- ☐ Technicals and trend following

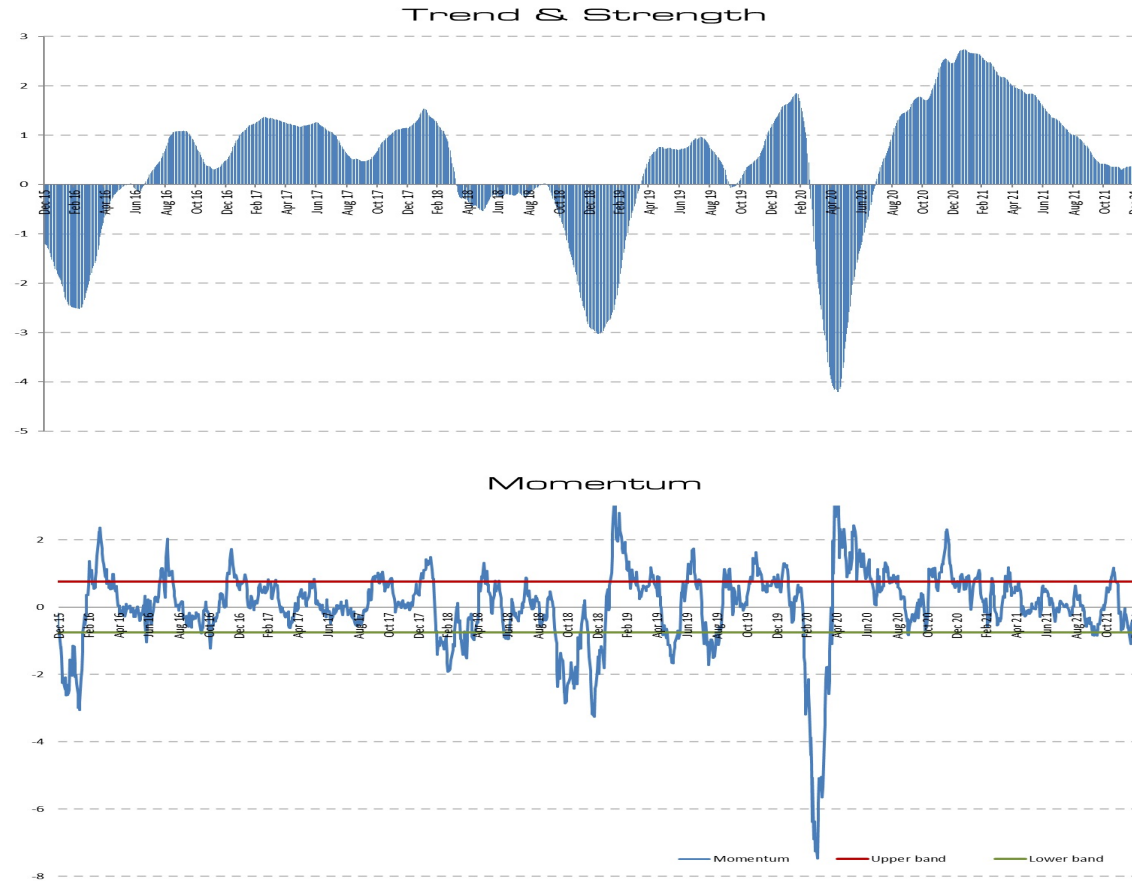


Financial markets condition has only slight deteriorated for neutral'ish. Yet, investor stress is at the highest level since Sep2021. For short-term horizons, this factor is now prone for rapid improvement.

A measure of global cross market measure of risk, hedging demand(volume, skew) and investor flows in the financial system.

Technical

- ☐ Macroeconomic models
- ☐ Volatility and risk budgeting
- ☐ Market intelligence
- ☐ **Technical and trend following**



Stocks medium term Neutral

Stocks short-term oversold

The medium-term trend is now negative for the first time since Mar 2020. "Oversold" measures is a setup for a short-term technical rebound.

Trend strength in the various market is an expression of the persistence of the currently existing trend.

Current status



Macroeconomics

Global economic growth moderating. CoVID19 end game potentially a boost to developed economies.

Price pressure, remain very high and continue to surprise analysts to the upside.

Risk is for central banks to accelerate tightening of extreme monetary stimulus.



Technicals

Medium-term trend strength in risk assets is now negative.

Short-term a setup for a rebound on too-much-too-fast dynamics.



Market Risk and market intelligence

Risk appetite show investor stress.

Stock investor dynamic now reflect the beginning of understanding that Central banks will reduce extreme accommodation.

The rapidness of deterioration is a setup for a short-term improvement.



Volatility and risk budgeting

Portfolio risk is negative as correlations are negative.

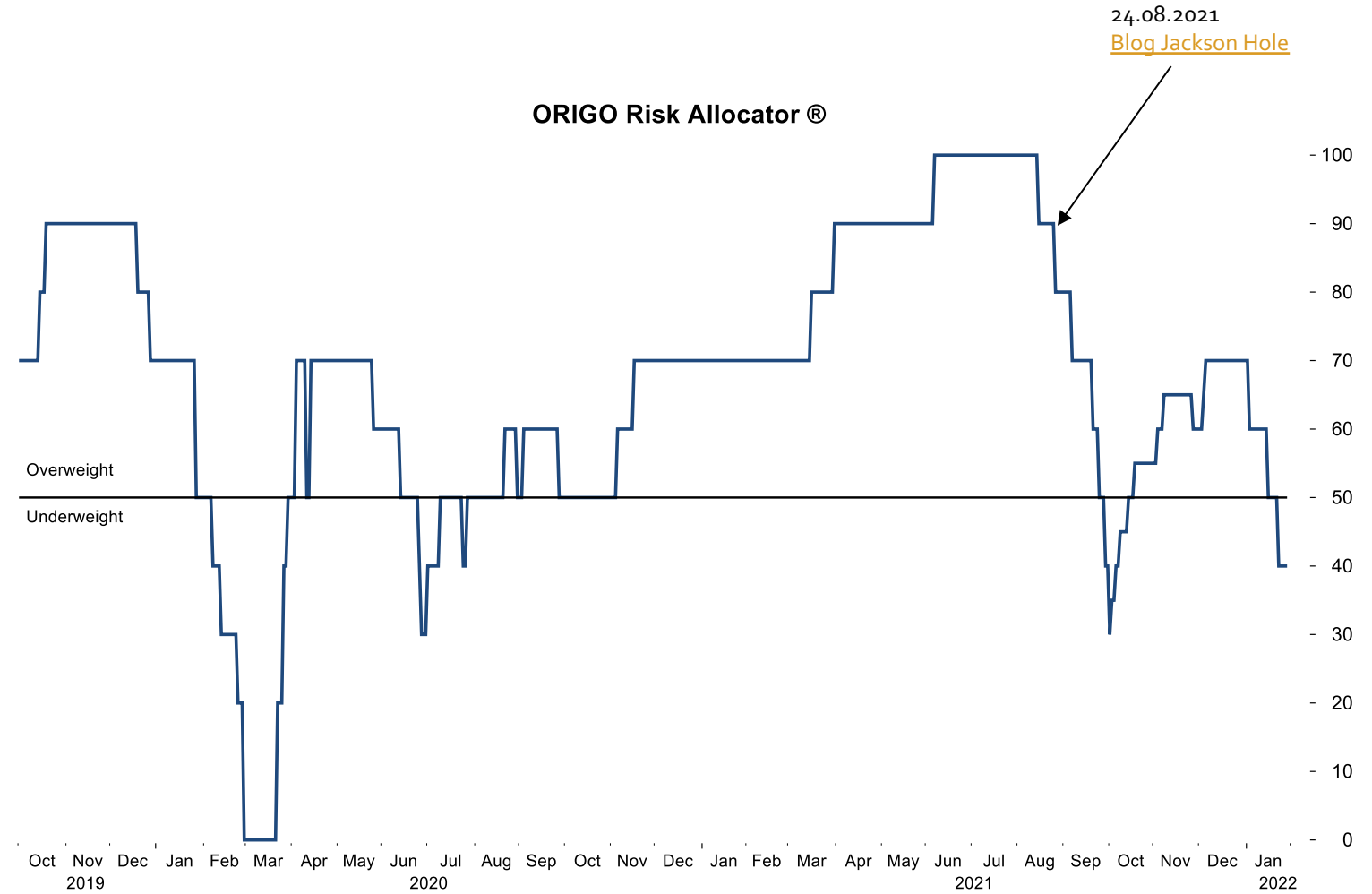
Volatility levels show some stress, but only on a medium level.

This means that a traditional portfolio of 60 stocks/40 bonds, should balance if stocks drop bonds should generally rise and so offer protection to capital.



OPRA® Origo Portfolio Risk Allocator

Timeline, 2019 -



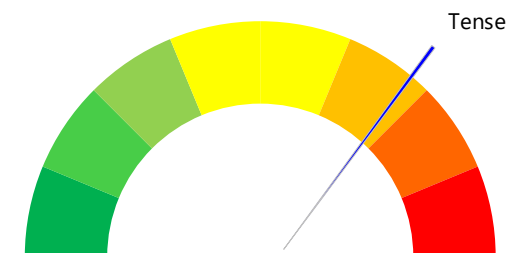


OMRI[®] Origo Market Risk Indicator

The balance of risk assets

31 January 2022

Indicator	Sentiment	Last update
X-Asset correlation	Tense	28 Jan 2022
Economic Surprises	Tense	28 Jan 2022
Financial Conditions	Tense	31 Jan 2022
Global Financial Stress	Tense	28 Jan 2022



Disclaimer

This document is informative and confidential and includes information intended for institutional or professional investors. It can only be read by the person to whom it is addressed. The contents of this document may not be reproduced without the prior written permission from Origo Consulting. The information contained herein has been obtained from sources deemed reliable, however the production of this information may contain errors or omissions that have escaped our vigilance and Origo Consulting or its representatives have no responsibility for the information.

Any views or opinions expressed in this presentation are solely those of the author and does not necessarily represent those of Origo Consulting. Unless otherwise stated, this presentation is not investment research.

The information is not intended to provide recommendations, and should not be relied upon, for accounting, legal, tax advice or investment purposes. You should consult your tax, legal, accounting or other advisers separately. Nothing in this information summary should be construed as an offer, invitation or general solicitation to invest or to engage in any other transactions.

This presentation should not be considered as a recommendation or an offer to sell financial instruments. The past performance of a product does not represent its future performance and the value of the investments may vary up or down. Investors must make investment decisions based on their financial position and their objectives of investment in light of the regulations which are applicable to them. Origo Consulting can not be held liable for any direct or indirect result of using this document. Origo Consulting can not be held responsible for direct or indirect damages resulting from the use of this document.