



**ORIGO**  
CONSULTING

## Active Risk Allocation

Strategic Wealth Management -

Portfolio optimisation

31 August 2023

Independent | Transparent | Disciplined



Inconvenient  
facts  
Investments  
version 1.01

- Return forecast are always wrong
- Asset covariances are unstable
- Autocorrelation do exist
- Markets are not always efficient

**NB** Broad application of the Capital Asset Pricing Model (CAPM) is puzzling, from an academic vantage point. It is used, because its simple, used by all bank peers and so fits the bank industry business model.

## Targeting returns vs Risk management

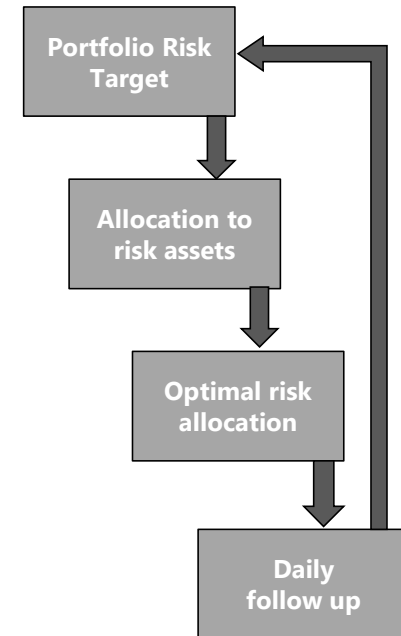


- *The traditional way:*  
Return targeting
  - Based on **expectations** of future returns
    - Expectations are most often wrong
    - Fixed intervals for portfolio rebalancing
  - Changes in risk/volatility not taken into consideration
  - Assumes that assets move in stable patterns relative to each other
  - In times of trend changes, portfolio is only rebalanced as trend estimates are revised
- *The ARA way:*  
Volatility targeting
  - Based on **existing** volatilities
    - No guesswork as the volatilities are available
    - Adaptive intervals for rebalancing determined by target volatility
  - Adjusting to changes in risk
  - Takes into consideration that correlation patterns change
  - In times of trend changes, volatility changes force a portfolio rebalancing

# ARA optimisation

## Summary of process

- Decide on desired portfolio volatility band
  - 3.5-5%, 6-8% or 9-11% target
  - Depending on model input
- Allocate between risk assets and non-risk assets
  - Between 0 and 100% of portfolio may be allocated to risk assets
  - Depending on model input
- Calculate portfolio allocation
  - Allocating assets in a way that no asset class gives a too large risk contribution (almost Risk Parity)
  - Respecting overall volatility target
  - Respecting overall allocation target
- Daily follow up
  - Daily calculation of expected portfolio volatility
  - Daily supervision of OMRI and portfolio risk allocation
  - Corrective action if necessary





## ARA optimisation

### IR Benchmark (baseline) Approximately a 60/40

Performance structural deficits \*);

- as choice of assets correlate
- benchmark deviate from peers
- when regionally US stocks outperform
- when growth style outperform
- when USD strengthen

\*) Ref. analysis of 25.11.2021

## IR Medium risk model portfolio

Name	Class	Mid	ETF Proxy
IR Basis		25	Composite
	Aktier-EU	60	XSX6 DE
	Bonds-EU GOV	10	XGLE DE
	Bonds-DK MBS	10	Nyk dmb Composite
	Bonds-HY	15	IHYG DE
	Cash	5	XEIN:GR
IR Favoritter/IR Danske Aktier	Aktier-DK	25	BIKF DC
IR Vækstlande	Aktier-GEM	20	BRIC LN
IR Erhverv	Bonds-HY	10	IHYG DE
IR Højrente	Bonds-HY	15	EMBE LN
Danske obligationer	Bonds-DK	5	NYK DMB Composite
		100	

### Consequences of structural deficits:

**2021**, no US stocks, too much emerging markets and no US IT-sector

**2022**, no uncorrelated asset classes, too much emerging markets and no USD

**2023**, no US stocks, too much emerging markets and no US IT-sector

---



ARA portfolio

August 2023

## IR Medium risk model portfolio

Name	Limit used		Allocation	Change	Limit used	
	Minimum	Prior			Maximum	ETF proxy
Cash		15%	15%	0%		Cash
IR Basis		26%	20%	-6%		Composite
IR Danmark		17%	15%	-2%		BIKF DC
IR Vækstlande		0%	0%	0%		BRIC LN
IR Short Stox		10%	15%	5%		XSSX DE
IR Erhverv		17%	15%	-2%		IHYG DE/HYG US
IR Højrente		0%	5%	5%		EMBE LN
DK DMB		15%	15%	0%		Nyk Composite
		100%	100%	0%		

Underweights in stocks including inverse stocks and underweight in bonds all contributed to excess performance

# ARA optimisation

## Performance

IR optimised vs Baseline

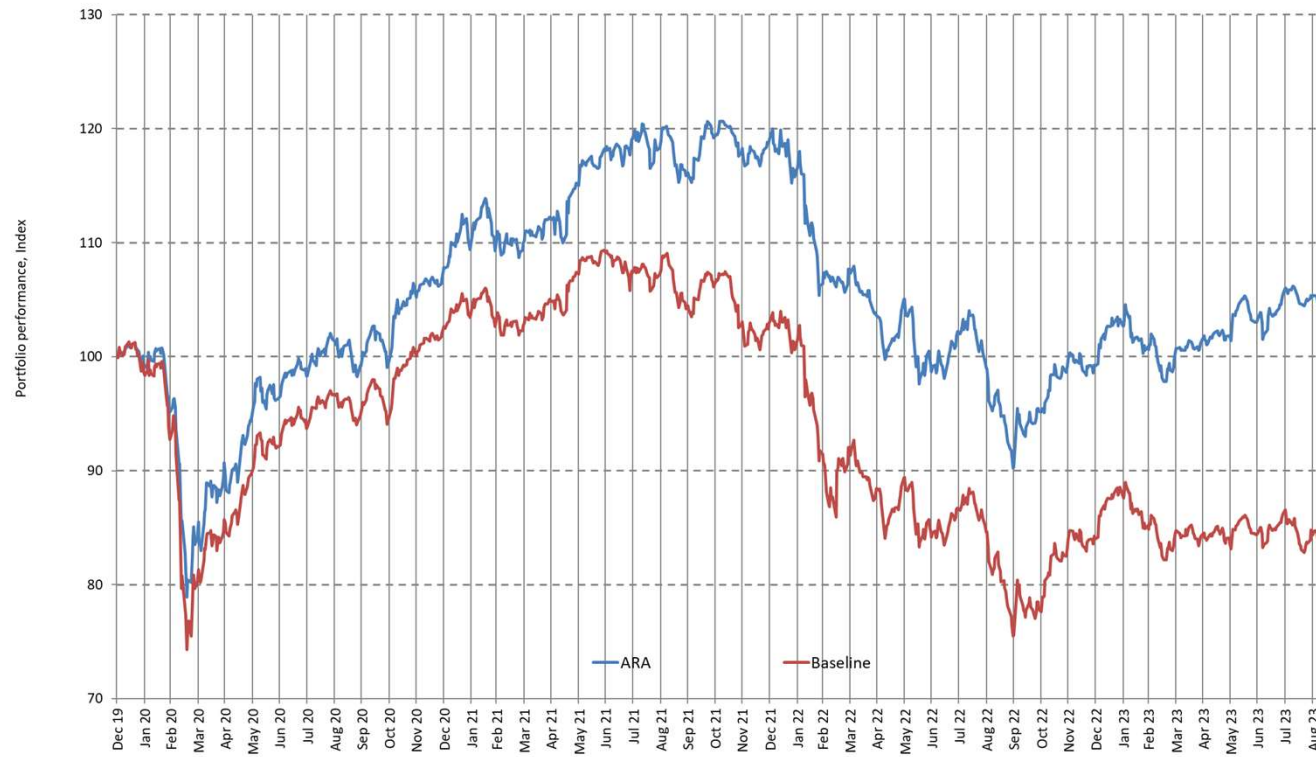
Performance structurally challenged \*);

- as choice of assets correlate
- benchmark deviate from peers
- when US stocks outperform
- when USD strengthen

\*) Ref. analysis report of 25.11.2021



Baseline portfolio vs ARA portfolio



1st 2023

-0.66%

-2.54%

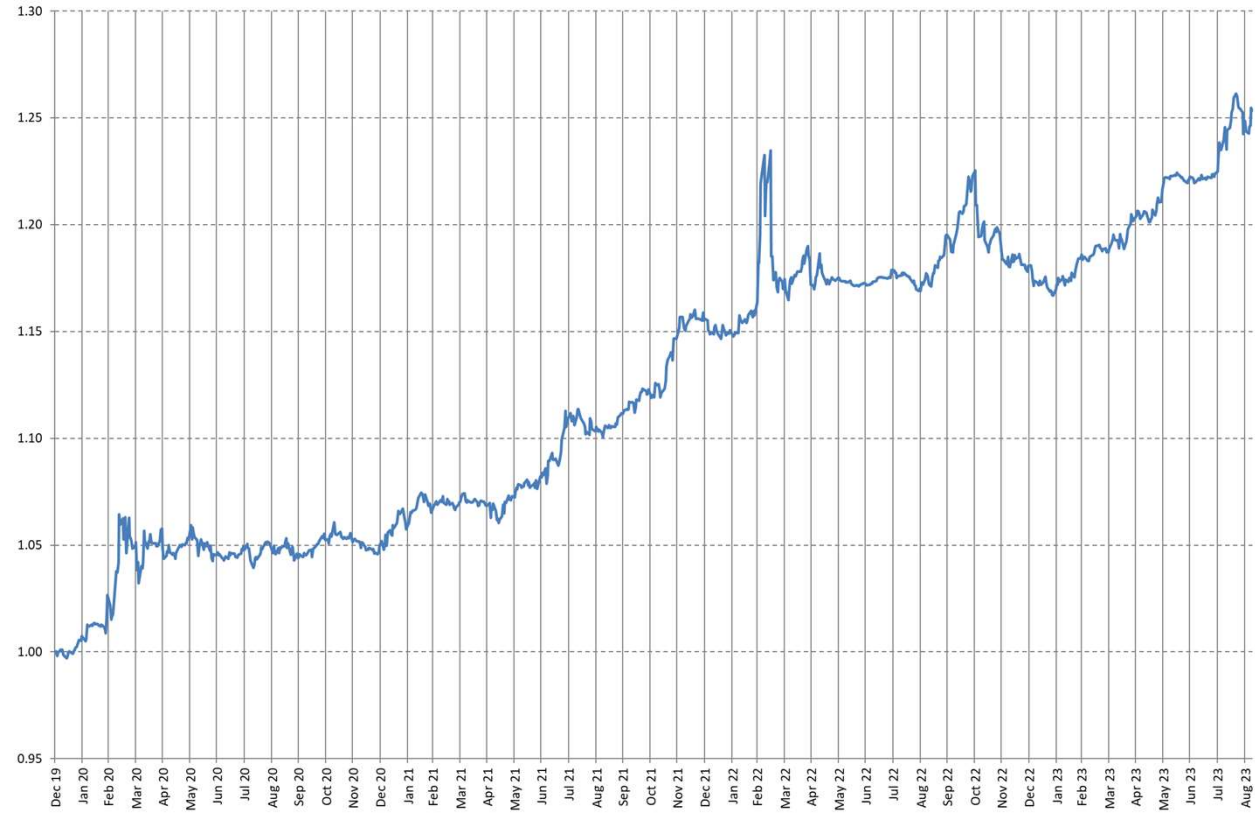
# ARA optimisation

## Performance

Uptrend in excess performance  
remain firmly intact



Accumulated excess performance



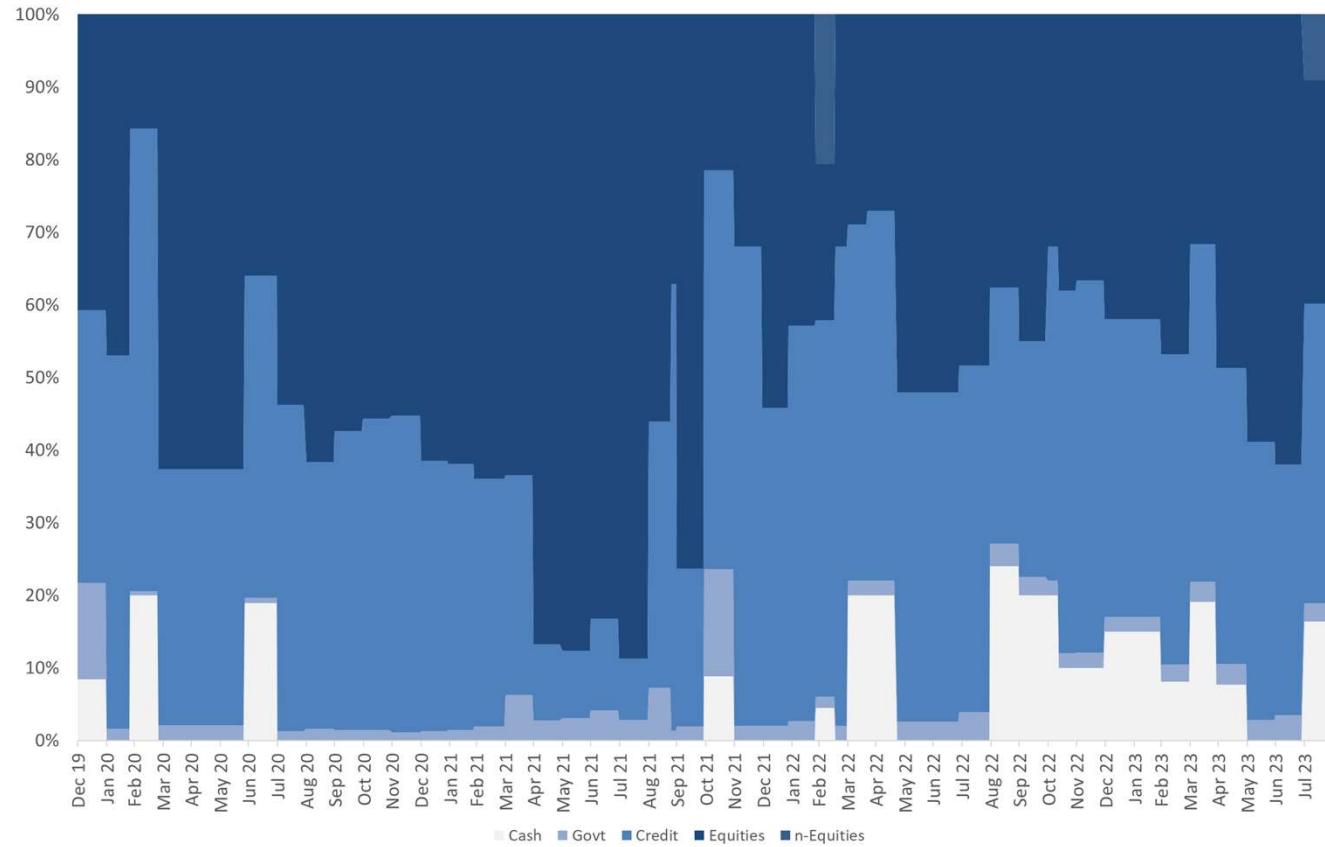
+24.85%





# IR Asset Allocation - timeline

Asset Allocation





## ARA portfolio

September 2023

Increasing correlations push portfolio risk higher  
=> Increase allocation to low volatility and inverse (short) assets

## IR Medium risk model portfolio

Name	Limit used			Change	Limit used	
	Minimum	Prior	Allocation		Maximum	ETF proxy
Cash		15%	15%	0%		Cash
IR Basis		26%	20%	-6%		Composite
IR Danmark		17%	15%	-2%		BIKF DC
IR Vækstlande		0%	0%	0%		BRIC LN
IR Short Stoxx		10%	15%	5%		XSSX DE
IR Erhverv		17%	15%	-2%		IHYG DE/HYG US
IR Højrente		0%	5%	5%		EMBE LN
DK DMB		15%	15%	0%		Nyk Composite
		100%	100%	0%		

## Disclaimer

This document is informative and confidential and includes information intended for institutional or professional investors. It can only be read by the person to whom it is addressed. The contents of this document may not be reproduced without the prior written permission from Origo Consulting. The information contained herein has been obtained from sources deemed reliable, however the production of this information may contain errors or omissions that have escaped our vigilance and Origo Consulting or its representatives have no responsibility for the information.

Any views or opinions expressed in this presentation are solely those of the author and does not necessarily represent those of Origo Consulting. Unless otherwise stated, this presentation is not investment research.

The information is not intended to provide recommendations, and should not be relied upon, for accounting, legal, tax advice or investment purposes. You should consult your tax, legal, accounting or other advisers separately. Nothing in this information summary should be construed as an offer, invitation or general solicitation to invest or to engage in any other transactions.

This presentation should not be considered as a recommendation or an offer to sell financial instruments. The past performance of a product does not represent its future performance and the value of the investments may vary up or down. Investors must make investment decisions based on their financial position and their objectives of investment in light of the regulations which are applicable to them. Origo Consulting can not be held liable for any direct or indirect result of using this document. Origo Consulting can not be held responsible for direct or indirect damages resulting from the use of this document.